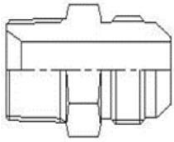
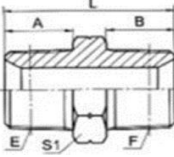
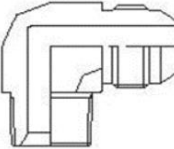
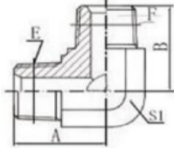
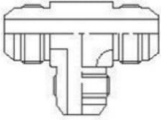
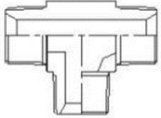
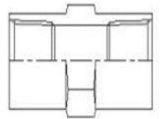
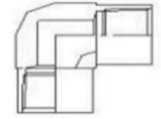


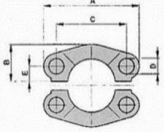
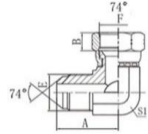
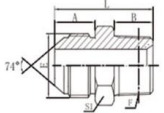
Item	Code	Description	Our Code	Figure
Straight JIC-BSPT Male (JM-BMT)				
1	1JT-02	02JM-BMT02 (JIC-BSPT Male -02 1/8")	02JM-BMT02	
2	1JT-04	04JM-BMT04 (JIC-BSPT Male -04 1/4")	04JM-BMT04	
3	1JT-06	06JM-BMT06 (JIC-BSPT Male -06 3/8")	06JM-BMT06	
4	1JT-08	08JM-BMT08 (JIC-BSPT Male -08 1/2")	08JM-BMT08	
5	1JT-10	10JM-BMT10 (JIC-BSPT Male -10 5/8")	10JM-BMT10	
6	1JT-12	12JM-BMT12 (JIC-BSPT Male -12 3/4")	12JM-BMT12	
7	1JT-16	16JM-BMT16 (JIC-BSPT Male -16 1")	16JM-BMT16	
8	1JT-20	20JM-BMT20 (JIC-BSPT Male -20 1.1/4")	20JM-BMT20	
9	1JT-24	24JM-BMT24 (JIC-BSPT Male -24 1.1/2")	24JM-BMT24	
10	1JT-32	32JM-BMT32 (JIC-BSPT Male -32 2")	32JM-BMT32	
Straight Male 1T-SP BSPT Male (BMT-BMT)				
11	1T-02	02BMT-BMT02 (BSPT-BSPT Male -02 1/8")	02BMT-BMT02	
12	1T-04	04BMT-BMT04 (BSPT-BSPT Male -04 1/4")	04BMT-BMT04	
13	1T-06	06BMT-BMT06 (BSPT-BSPT Male -06 3/8")	06BMT-BMT06	
14	1T-08	08BMT-BMT08 (BSPT-BSPT Male -08 1/2")	08BMT-BMT08	
15	1T-10	10BMT-BMT10 (BSPT-BSPT Male -10 5/8")	10BMT-BMT10	
16	1T-12	12BMT-BMT12 (BSPT-BSPT Male -12 3/4")	12BMT-BMT12	
17	1T-16	16BMT-BMT16 (BSPT-BSPT Male -16 1")	16BMT-BMT16	
18	1T-20	20BMT-BMT20 (BSPT-BSPT Male -20 1.1/4")	20BMT-BMT20	
19	1T-24	24BMT-BMT24 (BSPT-BSPT Male -24 1.1/2")	24BMT-BMT24	
20	1T-32	32BMT-BMT32 (BSPT-BSPT Male -32 2")	32BMT-BMT32	
90° Elbow JIC-BSPT Male (JM-BMT /90)				
21	1JT9-02	02JM-BMT02 /90 (JIC-BSPT Male -02 1/8")	02JM-BMT02 /90	
22	1JT9-04	04JM-BMT04 /90 (JIC-BSPT Male -04 1/4")	04JM-BMT04 /90	
23	1JT9-06	06JM-BMT06 /90 (JIC-BSPT Male -06 3/8")	06JM-BMT06 /90	
24	1JT9-08	08JM-BMT08 /90 (JIC-BSPT Male -08 1/2")	08JM-BMT08 /90	
25	1JT9-10	10JM-BMT10 /90 (JIC-BSPT Male -10 5/8")	10JM-BMT10 /90	
26	1JT9-12	12JM-BMT12 /90 (JIC-BSPT Male -12 3/4")	12JM-BMT12 /90	
27	1JT9-16	16JM-BMT16 /90 (JIC-BSPT Male -16 1")	16JM-BMT16 /90	
28	1JT9-20	20JM-BMT20 /90 (JIC-BSPT Male -20 1.1/4")	20JM-BMT20 /90	
29	1JT9-24	24JM-BMT24 /90 (JIC-BSPT Male -24 1.1/2")	24JM-BMT24 /90	
30	1JT9-32	32JM-BMT32 /90 (JIC-BSPT Male -32 2")	32JM-BMT32 /90	
90° Elbow BSPT Male (BMT-BMT /90)				
31	1T9-02	02BMT-BMT02 /90 (BSPT-BSPT Male -02 1/8")	02BMT-BMT02 /90	
32	1T9-04	04BMT-BMT04 /90 (BSPT-BSPT Male -04 1/4")	04BMT-BMT04 /90	
33	1T9-06	06BMT-BMT06 /90 (BSPT-BSPT Male -06 3/8")	06BMT-BMT06 /90	
34	1T9-08	08BMT-BMT08 /90 (BSPT-BSPT Male -08 1/2")	08BMT-BMT08 /90	
35	1T9-10	10BMT-BMT10 /90 (BSPT-BSPT Male -10 5/8")	10BMT-BMT10 /90	
36	1T9-12	12BMT-BMT12 /90 (BSPT-BSPT Male -12 3/4")	12BMT-BMT12 /90	
37	1T9-16	16BMT-BMT16 /90 (BSPT-BSPT Male -16 1")	16BMT-BMT16 /90	
38	1T9-20	20BMT-BMT20 /90 (BSPT-BSPT Male -20 1.1/4")	20BMT-BMT20 /90	
39	1T9-24	24BMT-BMT24 /90 (BSPT-BSPT Male -24 1.1/2")	24BMT-BMT24 /90	
40	1T9-32	32BMT-BMT32 /90 (BSPT-BSPT Male -32 2")	32BMT-BMT32 /90	

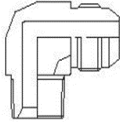
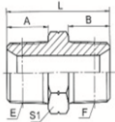
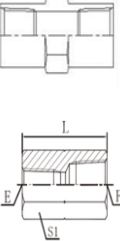
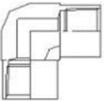
Item	Code	Description	Our Code	Figure
TEE JIC Male x 3 way (JM x 3)				
41	AJ-02	02JM x 3 (JIC Male x 3 way -02 1/8")	02JM x 3	
42	AJ-04	04JM x 3 (JIC Male x 3 way -04 1/4")	04JM x 3	
43	AJ-06	06JM x 3 (JIC Male x 3 way -06 3/8")	06JM x 3	
44	AJ-08	08JM x 3 (JIC Male x 3 way -08 1/2")	08JM x 3	
45	AJ-10	10JM x 3 (JIC Male x 3 way -10 5/8")	10JM x 3	
46	AJ-12	12JM x 3 (JIC Male x 3 way -12 3/4")	12JM x 3	
47	AJ-16	16JM x 3 (JIC Male x 3 way -16 1")	16JM x 3	
48	AJ-20	20JM x 3 (JIC Male x 3 way -20 1.1/4")	20JM x 3	
49	AJ-24	24JM x 3 (JIC Male x 3 way -24 1.1/2")	24JM x 3	
50	AJ-32	32JM x 3 (JIC Male x 3 way -32 2")	32JM x 3	
TEE BSPT Male x 3 way (BMT x 3)				
51	AT-02	02BMT x 3 (BSPT Male x 3 way -02 1/8")	02BMT x 3	
52	AT-04	04BMT x 3 (BSPT Male x 3 way -04 1/4")	04BMT x 3	
53	AT-06	06BMT x 3 (BSPT Male x 3 way -06 3/8")	06BMT x 3	
54	AT-08	08BMT x 3 (BSPT Male x 3 way -08 1/2")	08BMT x 3	
55	AT-10	10BMT x 3 (BSPT Male x 3 way -10 5/8")	10BMT x 3	
56	AT-12	12BMT x 3 (BSPT Male x 3 way -12 3/4")	12BMT x 3	
57	AT-16	16BMT x 3 (BSPT Male x 3 way -16 1")	16BMT x 3	
58	AT-20	20BMT x 3 (BSPT Male -20 x 3 way 1.1/4")	20BMT x 3	
59	AT-24	24BMT x 3 (BSPT Male x 3 way -24 1.1/2")	24BMT x 3	
60	AT-32	32BMT x 3 (BSPT Male x 3 way -32 2")	32BMT x 3	
Socket Straight BSPT-BSPT Female (PN-PN)				
61	7T-02	02PN-PN02 (BSPT-BSPT Female -02 1/8")	02PN-PN02	
62	7T-04	04PN-PN04 (BSPT-BSPT Female -04 1/4")	04PN-PN04	
63	7T-06	06PN-PN06 (BSPT-BSPT Female -06 3/8")	06PN-PN06	
64	7T-08	08PN-PN08 (BSPT-BSPT Female -08 1/2")	08PN-PN08	
65	7T-10	10PN-PN10 (BSPT-BSPT Female -10 5/8")	10PN-PN10	
66	7T-12	12PN-PN12 (BSPT-BSPT Female -12 3/4")	12PN-PN12	
67	7T-16	16PN-PN16 (BSPT-BSPT Female -16 1")	16PN-PN16	
68	7T-20	20PN-PN20 (BSPT-BSPT Female -20 1.1/4")	20PN-PN20	
69	7T-24	24PN-PN24 (BSPT-BSPT Female -24 1.1/2")	24PN-PN24	
70	7T-32	32PN-PN32 (BSPT-BSPT Female -32 2")	32PN-PN32	
90° Elbow BSPT Female (PN-PN /90)				
71	7T9-02	02PN-PN02 /90 (BSPT-BSPT Female -02 1/8")	02PN-PN02 90	
72	7T9-04	04PN-PN04 /90 (BSPT-BSPT Female -04 1/4")	04PN-PN04 /90	
73	7T9-06	06PN-PN06 /90 (BSPT-BSPT Female -06 3/8")	06PN-PN06 /90	
74	7T9-08	08PN-PN08 /90 (BSPT-BSPT Female -08 1/2")	08PN-PN08 /90	
75	7T9-10	10PN-PN10 /90 (BSPT-BSPT Female -10 5/8")	10PN-PN10 /90	
76	7T9-12	12PN-PN12 /90 (BSPT-BSPT Female -12 3/4")	12PN-PN12 /90	
77	7T9-16	16PN-PN16 /90 (BSPT-BSPT Female -16 1")	16PN-PN16 /90	
78	7T9-20	20PN-PN20 /90 (BSPT-BSPT Female -20 1.1/4")	20PN-PN20 /90	
79	7T9-24	24PN-PN24 /90 (BSPT-BSPT Female -24 1.1/2")	24PN-PN24 /90	
80	7T9-32	32PN-PN32 /90 (BSPT-BSPT Female -32 2")	32PN-PN32 /90	

Item	Code	Description	Our Code	Figure
Socket TEE GT-PK BSPT Female x 3 way (PN x 3)				
81	GT-02	02PN x 3 (BSPT Female x 3 way -02 1/8")	02PN x 3	
82	GT-04	04PN x 3 (BSPT Female x 3 way -04 1/4")	04PN x 3	
83	GT-06	06PN x 3 (BSPT Female x 3 way -06 3/8")	06PN x 3	
84	GT-08	08PN x 3 (BSPT Female x 3 way -08 1/2")	08PN x 3	
85	GT-10	10PN x 3 (BSPT Female x 3 way -10 5/8")	10PN x 3	
86	GT-12	12PN x 3 (BSPT Female x 3 way -12 3/4")	12PN x 3	
87	GT-16	16PN x 3 (BSPT Female x 3 way -16 1")	16PN x 3	
88	GT-20	20PN x 3 (BSPT Female -20 x 3 way 1.1/4")	20PN x 3	
89	GT-24	24PN x 3 (BSPT Female x 3 way -24 1.1/2")	24PN x 3	
90	GT-32	32PN x 3 (BSPT Female x 3 way -32 2")	32PN x 3	
Straight 1JG JIC-BSPP O'Ring Male (JM-BMO)				
91	1JG-02	02JM-BMO02 (JIC-BSPP O'Ring Male -02 1/8")	02JM-BMO02	
92	1JG-04	04JM-BMO04 (JIC-BSPP O'Ring Male -04 1/4")	04JM-BMO04	
93	1JG-06	06JM-BMO06 (JIC-BSPP O'Ring Male -06 3/8")	06JM-BMO06	
94	1JG-08	08JM-BMO08 (JIC-BSPP O'Ring Male -08 1/2")	08JM-BMO08	
95	1JG-10	10JM-BMO10 (JIC-BSPP O'Ring Male -10 5/8")	10JM-BMO10	
96	1JG-12	12JM-BMO12 (JIC-BSPP O'Ring Male -12 3/4")	12JM-BMO12	
97	1JG-16	16JM-BMO16 (JIC-BSPP O'Ring Male -16 1")	16JM-BMO16	
98	1JG-20	20JM-BMO20 (JIC-BSPP O'Ring Male -20 1.1/4")	20JM-BMO20	
99	1JG-24	24JM-BMO24 (JIC-BSPP O'Ring Male -24 1.1/2")	24JM-BMO24	
100	1JG-32	32JM-BMO32 (JIC-BSPP O'Ring Male -32 2")	32JM-BMO32	
Straight 1BT-SP BSPT - BSPP O'Ring Male (BMT-BMO)				
101	1BT-SP-02	02BMT-BMO02 (BSPT-BSPP O'Ring Male -02 1/8")	02BMT-BMO02	
102	1BT-SP-04	04BMT-BMO04 (BSPT-BSPP O'Ring Male -04 1/4")	04BMT-BMO04	
103	1BT-SP-06	06BMT-BMO06 (BSPT-BSPP O'Ring Male -06 3/8")	06BMT-BMO06	
104	1BT-SP-08	08BMT-BMO08 (BSPT-BSPP O'Ring Male -08 1/2")	08BMT-BMO08	
105	1BT-SP-10	10BMT-BMO10 (BSPT-BSPP O'Ring Male -10 5/8")	10BMT-BMO10	
106	1BT-SP-12	12BMT-BMO12 (BSPT-BSPP O'Ring Male -12 3/4")	12BMT-BMO12	
107	1BT-SP-16	16BMT-BMO16 (BSPT-BSPP O'Ring Male -16 1")	16BMT-BMO16	
108	1BT-SP-20	20BMT-BMO20 (BSPT-BSPP O'Ring Male -20 1.1/4")	20BMT-BMO20	
109	1BT-SP-24	24BMT-BMO24 (BSPT-BSPP O'Ring Male -24 1.1/2")	24BMT-BMO24	
110	1BT-SP-32	32BMT-BMO32 (BSPT-BSPP O'Ring Male -32 2")	32BMT-BMO32	
Straight 1JO JIC-SAE O'Ring Male (JM-SMO)				
111	1JO-02	02JM-SMO02 (JIC-UN O'Ring Male -02 1/8")	02JM-SMO02	
112	1JO-04	04JM-SMO04 (JIC-UN O'Ring Male -04 1/4")	04JM-SMO04	
113	1JO-06	06JM-SMO06 (JIC-UN O'Ring Male -06 3/8")	06JM-SMO06	
114	1JO-08	08JM-SMO08 (JIC-UN O'Ring Male -08 1/2")	08JM-SMO08	
115	1JO-10	10JM-SMO10 (JIC-UN O'Ring Male -10 5/8")	10JM-SMO10	
116	1JO-12	12JM-SMO12 (JIC-UN O'Ring Male -12 3/4")	12JM-SMO12	
117	1JO-16	16JM-SMO16 (JIC-UN O'Ring Male -16 1")	16JM-SMO16	
118	1JO-20	20JM-SMO20 (JIC-UN O'Ring Male -20 1.1/4")	20JM-SMO20	
119	1JO-24	24JM-SMO24 (JIC-UN O'Ring Male -24 1.1/2")	24JM-SMO24	
120	1JO-32	32JM-SMO32 (JIC-UN O'Ring Male -32 2")	32JM-SMO32	

Item	Code	Description	Our Code	Figure	
Straight 1JG9-OG JIC-SAE O'Ring Male (JM-SMO /90°)					
121	1JG9-OG -04	90° Adjustable Elbow Adapter 04JM-SMO04 (Washer+Locknut) /90° + O'ring	04JM-SMO04 /90° Locknut		
122	1JG9-OG -06	90° Adjustable Elbow Adapter 06JM-SMO06 (Washer+Locknut) /90° + O'ring	06JM-SMO06 /90° Locknut		
123	1JG9-OG -08	90° Adjustable Elbow Adapter 08JM-SMO08 (Washer+Locknut) /90° + O'ring	08JM-SMO08 /90° Locknut		
124	1JG9-OG -12	90° Adjustable Elbow Adapter 12JM-SMO12 (Washer+Locknut) /90° + O'ring	12JM-SMO12 /90° Locknut		
125	1JG9-OG -16	90° Adjustable Elbow Adapter 16JM-SMO16 (Washer+Locknut) /90° + O'ring	16JM-SMO16 /90° Locknut		
Bonded Seal Kit 1 Imperial System (Bonded Seal _ washer Seal) For BSP Male O-Ring					
126	O011	1/8" BSP WASHER SEAL 1/8" 14E020YO			
127	O111	1/4" BSP WASHER SEAL 1/4" 14E021YO			
128	O113	3/8" BSP WASHER SEAL 3/8" 14E023YO			
129	O115	1/2" BSP Washer Seal : 1/2" 14E025YO BONDED SEAL			
130	O910	5/8" BSP WASHER SEAL 5/8" 14E026YO			
131	O119	3/4" BSP Washer Seal : 3/4" 14E207YO BONDED SEAL			
132	O217	1 " BSP WASHER SEAL 1" 14E030YO BONDED SEAL 1"			
133	O222	1-1/4" BSP BONDED SEAL 1 1/4" 14E032YO			
134	O224	1-1/2" BSP BONDED SEAL 1 1/2"			
135	O139	2" BSP BONDED SEAL 2"			
Bonded Seal Kit 2 Metric System (Bonded Seal _ Washer Seal)					
136	ZHD-08	WASHER SEAL 8MM. 14E207YO			
137	ZHD-10	WASHER SEAL 10MM. 14E217YO G1/8"			
138	ZHD-14	WASHER SEAL 12MM. 14E222YO G1/4"			
139	ZHD-16	WASHER SEAL 16MM. 14E229YO			
140	ZHD-18	WASHER SEAL 18MM. 14E232YO G3/8"			
141	ZHD-22	WASHER SEAL 22MM. 14E236YO G1/2"			
142	ZHD-24	WASHER SEAL 24MM. 14E238YO			
143	ZHD-27	WASHER SEAL 24MM. G3/4"			
144	ZHD-33	WASHER SEAL 33MM. G1"			
145	ZHD-42	WASHER SEAL 42MM. G1.1/4"			
146	ZHD-48	WASHER SEAL 48MM. G1.1/2"			
147	ZHD-60	WASHER SEAL 60MM. G2"			
Bonded Seal Kit 2 Metric System (Bonded Seal _ Washer Seal)					
148	1ST-04SP	04BMT-BMT04 (JIS GAS Male-BSPT Male -04 1/4")	04BMT-BMT04		
149	1ST-06SP	06BMT-BMT06 (JIS GAS Male-BSPT Male -06 3/8")	06BMT-BMT06		
150	1ST-08SP	08BMT-BMT08 (JIS GAS Male-BSPT Male -08 1/2")	08BMT-BMT08		
151	1ST-10SP	10BMT-BMT10 (JIS GAS Male-BSPT Male -10 5/8")	10BMT-BMT10		
152	1ST-12SP	12BMT-BMT12 (JIS GAS Male-BSPT Male -12 3/4")	12BMT-BMT12		
153	1ST-16SP	16BMT-BMT16 (JIS GAS Male-BSPT Male -16 1")	16BMT-BMT16		





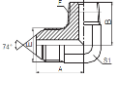
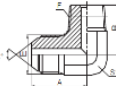
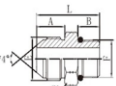

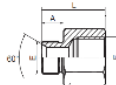
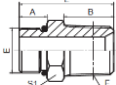

Item	Code	Description	Our Code	Figure	
90° Elbow 1BG9-0G 90 Elbow BSPP-BSPP Locknut Male (BM-BMO Locknut /90)					
154	1BG9-0G-02	02BM-BMO02 Locknut /90 (BSPP-BSPP O'Ring Male -02 1/8")	02BM-BMO02 /90 Locknut		
155	1BG9-0G-04	04BM-BMO04 Locknut /90 (BSPP-BSPP O'Ring Male -04 1/4")	04BM-BMO04 /90 Locknut		
156	1BG9-0G-06	06BM-BMO06 Locknut /90 (BSPP-BSPP O'Ring Male -06 3/8")	06BM-BMO06 /90 Locknut		
157	1BG9-0G-08	08BM-BMO08 Locknut /90 (BSPP-BSPP O'Ring Male -08 1/2")	08BM-BMO08 /90 Locknut		
158	1BG9-0G-10	10BM-BMO10 Locknut /90 (BSPP-BSPP O'Ring Male -10 5/8")	10BM-BMO10 /90 Locknut		
159	1BG9-0G-12	12BM-BMO12 Locknut /90 (BSPP-BSPP O'Ring Male -12 3/4")	12BM-BMO12 /90 Locknut		
160	1BG9-0G-16	16BM-BMO16 Locknut /90 (BSPP-BSPP O'Ring Male -16 1")	16BM-BMO16 /90 Locknut		
161	1BG9-0G-20	20BM-BMO20 Locknut /90 (BSPP-BSPP O'Ring Male -20 1.1/4")	20BM-BMO20 /90 Locknut		
162	1BG9-0G-24	24BM-BMO24 Locknut /90 (BSPP-BSPP O'Ring Male -24 1.1/2")	24BM-BMO24 /90 Locknut		
163	1BG9-0G-32	32BM-BMO32 Locknut /90 (BSPP-BSPP O'Ring Male -32 2")	32BM-BMO32 /90 Locknut		
Standard Split Flange Clamps 3000 PSI Code 61					
164	FL-08	SAE Split Flange Clamp SA-08 (3000 PSI Code 61 -08 1/2")			
165	FL-12	SAE Split Flange Clamp SA-12 (3000 PSI Code 61 -12 3/4")			
166	FL-16	SAE Split Flange Clamp SA-16 (3000 PSI Code 61 -16 1")			
167	FL-20	SAE Split Flange Clamp SA-20 (3000 PSI Code 61 -20 1.1/4")			
168	FL-24	SAE Split Flange Clamp SA-24 (3000 PSI Code 61 -24 1.1/2")			
169	FL-32	SAE Split Flange Clamp SA-32 (3000 PSI Code 61 -32 2")			

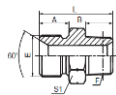
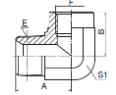
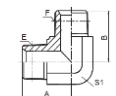
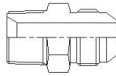
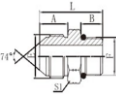
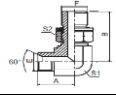


Item	Code	Description	Our Code	Figure
Standard Split Flange Clamp 6000 PSI Code 62				
170	FS-08	SAE Split Flange Clamp SAH-08 (6000 PSI Code 62 -08 1/2")		
171	FS-12	SAE Split Flange Clamp SAH-12 (6000 PSI Code 62 -12 3/4")		
172	FS-16	SAE Split Flange Clamp SAH-16 (6000 PSI Code 62 -16 1")		
173	FS-20	SAE Split Flange Clamp SAH-20 (6000 PSI Code 62 -20 1.1/4")		
174	FS-24	SAE Split Flange Clamp SAH-24 (6000 PSI Code 62 -24 1.1/2")		
175	FS-32	SAE Split Flange Clamp SAH-32 (6000 PSI Code 62 -32 2")		
90° Elbow JIC Male - JIC Female (JM-JS /90)				
176	2J9-02	02JM-JS02 /90 (JIC Male x JIC Female -02 1/8")	02JM-JS02 /90	
177	2J9-04	04JM-JS04 /90 (JIC Male x JIC Female -04 1/4")	04JM-JS04 /90	
178	2J9-06	06JM-JS06 /90 (JIC Male x JIC Female -06 3/8")	06JM-JS06 /90	
179	2J9-08	08JM-JS08 /90 (JIC Male x JIC Female -08 1/2")	08JM-JS08 /90	
180	2J9-10	10JM-JS10 /90 (JIC Male x JIC Female -10 5/8")	10JM-JS10 /90	
181	2J9-12	12JM-JS12 /90 (JIC Male x JIC Female -12 3/4")	12JM-JS12 /90	
182	2J9-16	16JM-JS16 /90 (JIC Male x JIC Female -16 1")	16JM-JS16 /90	
183	2J9-20	20JM-JS20 /90 (JIC Male x JIC Female -20 1.1/4")	20JM-JS20 /90	
184	2J9-24	24JM-JS24 /90 (JIC Male x JIC Female -24 1.1/2")	24JM-JS24 /90	
185	2J9-32	32JM-JS32 /90 (JIC Male x JIC Female -32 2")	32JM-JS32 /90	
Straight JIC-BSPT Male (JM-BMT) Different Sizes				
186	1JT-04-02	04JM-BMT02 (JIC Male -04 1/4" x BSPT Male -02 1/8")	04JM-BMT02	
187	1JT-04-06	04JM-BMT06 (JIC Male -04 1/4" x BSPT Male -06 3/8")	04JM-BMT06	
188	1JT-06-04	06JM-BMT04 (JIC Male -06 3/8" x BSPT Male -04 1/4")	06JM-BMT04	
189	1JT-06-08	06JM-BMT08 (JIC Male -06 3/8" x BSPT Male -08 1/2")	06JM-BMT08	
190	1JT-06-10	06JM-BMT10 (JIC Male -06 3/8" x BSPT Male -10 5/8")	06JM-BMT10	
191	1JT-08-06	08JM-BMT06 (JIC Male -08 1/2" x BSPT Male -06 3/8")	08JM-BMT06	
192	1JT-08-12	08JM-BMT12 (JIC Male -08 1/2" x BSPT Male -12 3/4")	08JM-BMT12	
193	1JT-12-08	12JM-BMT08 (JIC Male -12 3/4" x -BSPT Male -08 1/2")	12JM-BMT08	
194	1JT-12-16	12JM-BMT16 (JIC Male -12 3/4" x BSPT Male -16 1")	12JM-BMT16	
195	1JT-16-12	16JM-BMT12 (JIC Male -16 1" x BSPT Male -12 3/4")	16JM-BMT12	

Item	Code	Description	Our Code	Figure
90° Elbow JIC-BSPT Male (JM-BMT /90) Different Sizes				
196	1JT9-04-06	04JM-BMT06 /90 (JIC Male -04 1/4" x BSPT Male -06 3/8")	04JM-BMT06 /90	
197	1JT9-06-04	06JM-BMT04 /90 (JIC Male -06 3/8" x BSPT Male -04 1/4")	06JM-BMT04 /90	
198	1JT9-06-08	06JM-BMT08 /90 (JIC Male -06 3/8" x BSPT Male -08 1/2")	06JM-BMT08 /90	
199	1JT9-08-06	08JM-BMT06 /90 (JIC Male -08 1/2" x BSPT Male -06 3/8")	08JM-BMT06 /90	
200	1JT9-08-12	08JM-BMT12 /90 (JIC Male -08 1/2" x BSPT Male -12 3/4")	08JM-BMT12 /90	
201	1JT9-12-08	12JM-BMT08 /90 (JIC Male -12 3/4" x -BSPT Male -08 1/2")	12JM-BMT08 /90	
Straight DIAMETER DIFFERENCE Male 1T-SP DIAMETER DIFFERENCE BSPT - BSPT Male Different Sizes				
202	1T-04-06	04BMT-BMT06 (BSPT Male -04 1/4" x BSPT Male -06 3/8")	04BMT-BMT06	
203	1T-06-08	06BMT-BMT08 (BSPT Male -06 3/8" x BSPT Male -08 1/2")	06BMT-BMT08	
204	1T-08-12	08BMT-BMT12 (BSPT Male -08 1/2" x BSPT Male -12 3/4")	08BMT-BMT12	
205	1T-12-16	12BMT-BMT16 (BSPT Male -12 3/4" x BSPT Male -16 1")	12BMT-BMT16	
Socket DIAMETER DIFFERENCE BSPT - BSPT Female (PN-PN) Different Sizes				
206	7T-02-04	02PN-PN04 (BSPT Female -02 1/8" x BSPT Female -04 1/4")	02PN-PN04	
207	7T-04-06	04PN-PN06 (BSPT Female -04 1/4" x BSPT Female -06 3/8")	04PN-PN06	
208	7T-06-08	06PN-PN08 (BSPT Female -06 3/8" x BSPT Female -08 1/2")	06PN-PN08	
209	7T-08-12	08PN-PN12 (BSPT Female -08 1/2" x BSPT Female -12 3/4")	08PN-PN12	
210	7T-12-16	12PN-PN16 (BSPT Female -12 3/4" x BSPT Female -16 1")	12PN-PN16	
90° Socket Elbow DIAMETER DIFFERENCE BSPT - BSPT Female (PN-PN /90) Different Sizes				
211	7T9-02-04	04PN-PN06 /90 (BSPT Female -02 1/8" x BSPT Female -04 1/4")	04PN-PN06 /90	
212	7T9-04-06	04PN-PN06 /90 (BSPT Female -04 1/4" x BSPT Female -06 3/8")	04PN-PN06 /90	
213	7T9-06-08	06PN-PN08 /90 (BSPT Female -06 3/8" x BSPT Female -08 1/2")	06PN-PN08 /90	

Item	Code	Description	Our Code	Figure
1J Straight JIC-JIC Male (JM-JM)				
214	1J-02	02JM-JM02 (JIC-JIC Male -02 1/8")	02JM-JM02	
215	1J-04	04JM-JM04 (JIC-JIC Male -04 1/4")	04JM-JM04	
216	1J-06	06JM-JM06 (JIC-JIC Male -06 3/8")	06JM-JM06	
217	1J-08	08JM-JM08 (JIC-JIC Male -08 1/2")	08JM-JM08	
218	1J-10	10JM-JM10 (JIC-JIC Male -10 5/8")	10JM-JM10	
219	1J-12	12JM-JM12 (JIC-JIC Male -12 3/4")	12JM-JM12	
220	1J-16	16JM-JM16 (JIC-JIC Male -16 1")	16JM-JM16	
221	1J-20	20JM-JM20 (JIC-JIC Male -20 1.1/4")	20JM-JM20	
222	1J-24	24JM-JM24 (JIC-JIC Male -24 1.1/2")	24JM-JM24	
223	1J-32	32JM-JM32 (JIC-JIC Male -32 2")	32JM-JM32	
1KT-SP Straight Metric Male 60o cone-BSPT Male (KM-BMT)				
224	1KT-14-04SP	04KM-BMT04 (Metric Male 60 cone-BSPT Male -04 1/4")	04KM-BMT04	
225	1KT-18-06SP	06KM-BMT06 (Metric Male 60o cone-BSPT Male -06 3/8")	06KM-BMT06	
226	1KT-22-08SP	08KM-BMT08 (Metric Male 60o cone-BSPT Male -08 1/2")	08KM-BMT08	
227	1KT-24-10SP	10KM-BMT10 (Metric Male 60o cone-BSPT Male -10 5/8")	10KM-BMT10	
228	1KT-30-12SP	12KM-BMT12 (Metric Male 60o cone-BSPT Male -12 3/4")	12KM-BMT12	
229	1KT-33-16SP	16KM-BMT16 (Metric Male 60o cone-BSPT Male -16 1")	16KM-BMT16	
1KH Straight JIS METRIC MALE 60° CONE / METRIC MALE O-RING Male (KM-KMO)				
230	1KH-14	04KM-KMO04 (Metric Male 60° cone- Metric Male O-Ring M14X1.5)	04KM-KMO04	
231	1KH-18	06KM-KMO06 (Metric Male 60° cone- Metric Male O-Ring M18X1.5)	06KM-KMO06	
232	1KH-22	08KM-KMO08 (Metric Male 60° cone- Metric Male O-Ring M22X1.5)	08KM-KMO08	
233	1KH-24	10KM-KMO10 (Metric Male 60° cone- Metric Male O-Ring M24X1.5)	10KM-KMO10	

Item	Code	Description	Our Code	Figure
1K Straight JIS METRIC MALE 60° CONE / JIS METRIC MALE 60° CONE Male (KM-KM)				
234	1K-14	04KM-KM04 (Metric Male 60° cone- Metric Male 60° cone M14X1.5)	04KM-KM04	
235	1K-18	06KM-KM06 (Metric Male 60° cone- Metric Male 60° cone M18X1.5)	06KM-KM06	
236	1K-22	08KM-KM08 (Metric Male 60° cone- Metric Male 60° cone M22X1.5)	08KM-KM08	
237	1K-24	10KM-KM10 (Metric Male 60° cone- Metric Male 60° cone M24X1.5)	10KM-KM10	
238	1K-30	12KM-KM12 (Metric Male 60° cone- Metric Male 60° cone M30X1.5)	12KM-KM12	
239	1K-33	16KM-KM16 (Metric Male 60° cone- Metric Male 60° cone M33X1.5)	16KM-KM16	
240	1K-36	20KM-KM20 (Metric Male 60° cone- Metric Male 60° cone M36X1.5)	20KM-KM20	
1J9 90° Elbow JIC-JIC Male (JM-JM/90)				
241	1J9-04	04JM-JM04/90 (90° Elbow JIC-JIC Male -04 1/4")	04JM-JM04/90	
242	1J9-06	06JM-JM06/90 (90° Elbow JIC-JIC Male -06 3/8")	06JM-JM06/90	
243	1J9-08	08JM-JM08/90 (90° Elbow JIC-JIC Male -08 1/2")	08JM-JM08/90	
244	1J9-10	10JM-JM10/90 (90° Elbow JIC-JIC Male -10 5/8")	10JM-JM10/90	
245	1J9-12	12JM-JM12/90 (90° Elbow JIC-JIC Male -12 3/4")	12JM-JM12/90	
246	1J9-16	16JM-JM16/90 (90° Elbow JIC-JIC Male -16 1")	16JM-JM16/90	
Straight Male 1S JIS GAS Male 60° cone / JIS GAS Male 60° cone (BMI-BMI)				
247	1S-04	04BMI-BMI04 (JIS GAS Male-JIS GAS Male -04 1/4")	04BMI-BMI04	
248	1S-06	06BMI-BMI06 (JIS GAS Male-JIS GAS Male -06 3/8")	06BMI-BMI06	
249	1S-08	08BMI-BMI08 (JIS GAS Male-JIS GAS Male -08 1/2")	08BMI-BMI08	
250	1S-10	10BMI-BMI10 (JIS GAS Male-JIS GAS Male -10 5/8")	10BMI-BMI10	
251	1S-12	12BMI-BMI12 (JIS GAS Male-JIS GAS Male -12 3/4")	12BMI-BMI12	
252	1S-16	16BMI-BMI16 (JIS GAS Male-JIS GAS Male -16 1")	16BMI-BMI16	
Special Job / Project : TSY				
253	2TJ-16-20SP	16PM-JS20 (1" BSPT MALE X 1.1/4" JIC FEMALE 74° SEAT)	16PM-JS20	
254	5OB-12	12PN-SMO12 (3/4" SAE MALE O-RING X 3/4" BSP FEMALE)	12PN-SMO12	
255	1OT-12SP	12PM-SMO12 (3/4" SAE MALE O-RING X 3/4" BSPT MALE)	12PM-SMO12	
256	1ST-12SP	12BMI-PM12 (3/4" JIS GAS MALE 60° CONE X 3/4" BSPT MALE)	12BMI-PM12	

Item	Code	Description	Our Code	Figure
Special Job / Project : TSY				
257	1ST9-12SP	12BMI-PM12/90 (90° ELBOW 3/4" JIS GAS MALE 60° CONE X 3/4" BSPT MALE)	12BMI-PM12/90	
258	5TB-12SP	12PM-PN12 (3/4" BSPT MALE X 3/4" BSP FEMALE)	12PM-PN12	
259	5B-12-08	12BMO-PN08 (3/4" BSP MALE DOUBLE USE FOR 60° CONE SEAT OR BONDED SEAL X 1/2" BSP FEMALE ISO 1179)	12BMO-PN08	
260	1JT10-08SP	10JM-PM08 (STRAIGHT 5/8" JIC MALE 74° CONE X 1/2" BSPT MALE)	10JM-PM08	
261	1JT9-10-08SP	10JM-PM08/90 (90° ELBOW 5/8" JIC MALE 74° CONE X 1/2" BSPT MALE)	10JM-PM08/90	
262	1JT9-10-12SP	10JM-PM12/90 (90° ELBOW 5/8" JIC MALE 74° CONE X 3/4" BSPT MALE)	10JM-PM12/90	
263	1JO-10	10JM-SMO10 (5/8" JIC MALE 74° CONE X 5/8" SAE O-RING BOSS L-SERIES ISO 11926-3)	10JM-SMO10	
264	5TB-08-06SP	08PM-PN06 (1/2" BSPT MALE X 3/8" BSP FEMALE)	08PM-PN06	
265	5B-08	08BMO-PN08 (1/2" BSP MALE DOUBLE USE FOR 60° CONE SEAT OR BONDED SEAL X 1/2" BSP FEMALE ISO 1179)	08BMO-PN08	
266	1OT-10-08SP	08PM-SMO10 (5/8" SAE O-RING BOSS X 1/2" BSPT MALE)	08PM-SMO10	
267	1ST9-06SP	06BMI-PM06/90 (90° ELBOW 3/8" JIS GAS MALE 60° CONE X 3/8" BSPT MALE)	06BMI-PM06/90	



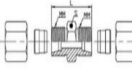
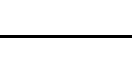
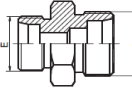

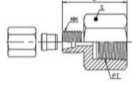
Item	Code	Description	Our Code	Figure
Special Job / Project : TSY				
268	1BT-06SP	06BM-PM06 (3/8" BSP MALE DOUBLE USE FOR 60° CONE SEAT OR BONDED SEAL X 3/8" BSPT MALE)	06BM-PM06	
269	5TB9-02SP	02BMT-PN02/90 , 02PM-PN02/90 (1/8" 90° BSPT MALE X 1/8" BSP FEMALE)	02BMT-PN02/90	
270	1T9-04SP	04PM-PM04/90 (90° ELBOW 1/4" BSPT MALE)	04PM-PM04/90	
271	1JT-04-02SP	04JM-PM02 (STRAIGHT 1/4" JIC MALE 74° CONE X 1/8" BSPT MALE)	04JM-PM02	
272	1JO-10-12	10JM-SMO12 (5/8" JIC MALE 74° CONE X 3/4" SAE O-RING BOSS L-SERIES ISO 11926-3)	10JM-SMO12	
273	1BG9-08-12OG	90° ELBOW 1/2" BSP MALE 60° SEAT X 3/4" BSP MALE O-RING	08BM-BM012/90 Locknut	
H501 - High Pressure Quick Coupling 10,000 psi (Plug / Coupler) NPT (R) Thread				
274	H501-04	H501 - 04 DN6 1/4" High Pressure Quick Coupling 10,000 psi (Plug / Coupler) SM-PF (NPT Male - NPT Female -04 R 1/4")		
275	H501-06	H501 - 06 DN10 3/8" High Pressure Quick Coupling 10,000 psi (Plug / Coupler) SM-PF (NPT Male - NPT Female -06 R 3/8")		

Item	Code	Description	Our Code	Figure	
H302 - ISO16028 Flat face type Quick Coupling Flat Face quick release coupling (Plug / Coupler) BSPP (G) Female Thread					
276	H302-04	H302 - 04 DN6 1/4" ISO16028 Flat face type Quick Coupling Flat Face quick release coupling (Plug / Coupler) SF - PF (BSPP Female- BSPP Female -04 G 1/4")			
277	H302-06	H302 - 06 DN10 3/8" ISO16028 Flat face type Quick Coupling Flat Face quick release coupling (Plug / Coupler) SF - PF (BSPP Female- BSPP Female -06 G 3/8")			
278	H302-08	H302 - 08 DN12 1/2" ISO16028 Flat face type Quick Coupling Flat Face quick release coupling (Plug / Coupler) SF - PF (BSPP Female- BSPP Female -08 G 1/2")			
279	H302-12	H302 - 12 DN19 3/4" ISO16028 Flat face type Quick Coupling Flat Face quick release coupling (Plug / Coupler) SF - PF (BSPP Female- BSPP Female -12 G 3/4")			
H001-HYD quick connector (Quick Coupling) ISO 7241-A Series A Interchange (Plug / Socket) BSPP (G) Female Thread					
280	H001-04	H001 -04 DN6 1/4" HYD quick connector (Quick Coupling) ISO 7241-A Series A Interchange (Plug / Socket) SF - PF (BSPP Female- BSPP Female -04 G 1/4")		 	
281	H001-06	H001 -06 DN10 3/8" HYD quick connector (Quick Coupling) ISO 7241-A Series A Interchange (Plug / Socket) SF - PF (BSPP Female- BSPP Female -06 G 3/8")			
282	H001-08	H001 -08 DN12 1/2" HYD quick connector (Quick Coupling) ISO 7241-A Series A Interchange (Plug / Socket) SF - PF (BSPP Female- BSPP Female -08 G 1/2")			
283	H001-12	H001 -12 DN19 3/4" HYD quick connector (Quick Coupling) ISO 7241-A Series A Interchange (Plug / Socket) SF - PF (BSPP Female- BSPP Female -12 G 3/4")			
284	H001-16	H001 -16 DN25 1" HYD quick connector (Quick Coupling) ISO 7241-A Series A Interchange (Plug / Socket) SF - PF (BSPP Female- BSPP Female -16 G 1")			

Item	Code	Description	Our Code	Figure
Dust cap for Quick Coupling 10,000 psi				
285	DUST CAP H501-04	Dust cap, 1/4" , Dust cap H501 quick coupling 10,000 psi		
286	DUST CAP H501-06	Dust cap, 3/8" , Dust cap H501 quick coupling 10,000 psi		
Special specification for the project work (Trial Requested)				
287	6B-LN-04	Straight union BSP 60° Bulkhead 1/4 BSP , BM04 x BM04 Bulk Head (04BM-BME04 Locknut) STRAIGHT BULKHEAD ข้อต่อร้อยแผ่นเพล็ท Adapter 04BM-BME04 (Locknut)	04BM-BME04 Locknut	
288	4BN-08WD	Socket head plug BSPP cylindric with elastomer 1/2 BSPP , 1/2 BSPP VS-R 1/2WD (ปลั๊กอุดตัวหนอนหัวจม Male Allen Key Plug 1/2" BSPP O'Ring boss Allen Key Plug - Steel) หรือ ปลั๊กอุด ตัวหนอนหัวจม วางซีล Male Allen Key Plug BSP ปลั๊กอุด-08BMOG		
289	1BG9-04OG	90° union BSP 60° Male ,BM04 x SMOL 04 90° , Adjustable Elbow Adapter 04BM-SMO04 (Washer+Locknut)/90 เหล็กตัด : 90° Adjustable Elbow Adapter 04BM-SMO04 (Washer+Locknut) /90° + O'ring	04BM-SMO04 /90 Locknut	
290	1BG9-08-08OG	90° union BSP 60° Male ,BM08 x SMOL 08 90° , Adjustable Elbow 08BM-SMO08 (Washer+Locknut) /90° Adjustable Elbow Adapter 08JM-SMO08 (Washer+Locknut) /90° + O'ring	08JM-SMO08 /90 Locknut	
291	5B-02-04SP	F/M ADPT 1/4" BSP *1/8" BSP FIXED , ข้อต่อ ผ.ม. ข้อต่อ ผ.ม. ตัวข้อนแปลงเกล็ยว 04BN-BM02	04BN-BM02	

Item	Code	Description	Our Code	Figure
Special specification for the project work (Trial Requested)				
292	1B-04	Straight union BSP 60° Male 1/4" BSP, BM04 x BM04 Hyd. Nipple 1/4" PF x 1/4" PF Concave Taper (04BM-BM04)	04BM-BM04	
293	1B-08	Straight union BSP 60° Male 1/2" BSP, BM08 x BM08 Hyd. Nipple 1/2" PF x 1/2" PF Concave Taper (08BM-BM08)	08BM-BM08	
294	1B-12	Straight union BSP 60° Male 3/4" BSP, BM12 x BM12 Hyd. Nipple 3/4" PF x 3/4" PF Concave Taper (12BM-BM12)	12BM-BM12	
295	1B-20	Straight union BSP 60° Male 1-1/4" BSP, BM20 x BM20 , Hyd. Nipple 1-1/4" PF x 3/4" PF Concave Taper (20BM-BM20)	20BM-BM20	
296	1B-02-04	Straight union BSP 60° Male 1/4"-1/8" BSP, BM02 x BM04 , ข้อต่อตรง Hyd. BSP Male (02BM-BM04)	02BM-BM04	
297	1B-06-08	Straight union BSP 60° Male 3/8"-1/2" BSP, BM06 x BM08 , ข้อต่อตรง Hyd. BSP Male (06BM-BM08)	06BM-BM08	
298	1B-04-08	Straight union BSP 60° Male 1/4"-1/2" BSP, BM04 x BM08 , ข้อต่อตรง Hyd. BSP Male (04BM-BM08)	04BM-BM08	
299	1B-12-16	Straight union BSP 60° Male 3/4" -1" BSP, BM12 x BM16 , ข้อต่อตรง Hyd. BSP Male (12BM-BM16)	12BM-BM16	
300	1B-16-20	Straight union BSP 60° Male 1- 1-1/4 BSP, BM16 x BM20 , ข้อต่อตรง Hyd. BSP Male (16BM-BM20)	16BM-BM20	
301	1B-20-24	Straight union BSP 60° Male 1-1/4" - 1-1/2" BSP, BM20 x BM24 , ข้อต่อตรง Hyd. BSP Male (20BM-BM24)	20BM-BM24	
302	2B--08	M/F ADPT M.1/2" F.1/2" SWIV, BM08 x BS08 , ข้อต่อตรง Hyd. BSP Male x Female (08BM-BS08) Adapter 1/2"PF Male x 1/2"PF Female Swivel (BM08-BS08)	BM08-BS08	

Item	Code	Description	Our Code	Figure
Special specification for the project work (Trial Requested)				
303	2B9-08	1/2" FORGED M/F SWIVEL COMP 90 ADAPTOR, BM08 x BS08 90' , ข้อต่อฉาก 90° Hyd. BSP Male x Female (08BM-BS08/90) Adapter 08BM-BS08/90	08BM-BS08 /90	
304	2B9-20	1.1/4" FORGED M/F SWIVEL COMP 90 ADAPTOR, BM20 x BS20 90' , ข้อต่อฉาก 90° Hyd. BSP Male x Female (20BM-BS20/90) Elbow (20BM-BS20/90)	20BM-BS20 /90	
305	2B9-24	1.1/2" FORGED M/F SWIVEL COMP 90 ADAPTOR, BM24 x BS24 90' , ข้อต่อฉาก 90 องศา Hyd. BSP Male x Female (24BM-BS24/90)	24BM-BS24 /90	
306	2B4-12	3/4" BSP M X BSP FEM SWIVEL 45 COMP ADAP, BM12 x BS12 45' , ข้อต่อฉาก 45 องศา Hyd. BSP Male x Female (12BM-BS12/45)	12BM-BS12 /45	
307	7B9-04PK	90° union BSP 60° Female 1/4 BSP, BS04 x BS04 90' , ข้อต่อฉาก 90 องศา Hyd. BSP Female (04BS-BS04/90) Socket 90 Elbow 1/4"PF Female Swivel (BS04-BS04/90)	BS04-BS04 /90	
DIN Bite Type Tube Fittings : HYD tube fitting adapters (Trial Requested)				
308	RS-06	KKD-6mm [Cutting Ring -6S]		
309	RS-08	KKD-8mm [Cutting Ring -6S]		
310	RS-10	KKD-10mm [Cutting Ring -10S]		
311	RS-12	KKD-12mm [Cutting Ring -12S]		
312	AD-14	KTA-06N [Body KC14Mx1.5 P6-KC14Mx1.5 P6 - KC14Mx1.5 P6 + Cutting Ring 6S x3 + Cap Nut M14x1.5-S x3]		 
313	AD-16	KTA-08A [Body KC16Mx1.5P6 - KC16Mx1.5 P6 - KC16Mx1.5 P6 + Cutting Ring 8S x3 + Cap Nut M16x1.5-S x3]		
314	AD-18	KTA-10A [Body KC18Mx1.5 P6 - KC18Mx1.5 P6 - KC18Mx1.5 P6 + Cutting Ring 10S x3 + Cap Nut M18x1.5-S x3]		
315	AD-20	KTA-12A [Body KC20Mx1.5 P6 - KC20Mx1.5 P6 - KC20Mx1.5 P6 + Cutting Ring 12S x3 + Cap Nut M20x1.5-S x3]		

Item	Code	Description	Our Code	Figure
DIN Bite Type Tube Fittings : HYD tube fitting adapters (Trial Requested)				
316	1D-14	KUA06-06 [Body KC14Mx1.5P6-KC14Mx1.5P6 + Cutting Ring 6S x2 + Cap Nut M14x1.5-S x2]		
317	1D-16	KUA08-08 [Body KC16Mx1.5P8-KC14Mx1.5P8 + Cutting Ring 8S x2 + Cap Nut M16x1.5-S x2]		
318	1D-18	KUA10-10 [Body KC18Mx1.5P10-KC18Mx1.5P10 + Cutting Ring 10S x2 + Cap Nut M18x1.5-S x2]		
319	1D-20	KUA12-12 [Body KC20Mx1.5P12-KC20Mx1.5P12 + Cutting Ring 12S x2 + Cap Nut M20x1.5-S x2]		
Reducer DIN Bite Type Tube Fittings : HYD tube fitting adapters (Trial Requested)				
320	1D-14-16	KUA06-08S [Body KC14Mx1.5P6-KC14Mx1.5P8 + Cutting Ring 6S/8S + Cap Nut M16x1.5/M16x1.5-S]		
321	1D-16-18	KUA08-10S [Body KC16Mx1.5P8-KC18Mx1.5P10 + Cutting Ring 8S/10S + Cap Nut M16x1.5/M18x1.5-S]		
322	1D-18-20	KUA10-12 [Body KC18Mx1.5P10-KC20Mx1.5P12 + Cutting Ring 10S/12S + Cap Nut M20x1.5/M20x1.5-S]		
323	5DT-14-06	KGA06-08S [Body 06PN 3/8"PT -KC14Mx1.5P8 + Cutting Ring 8S + Cap Nut M14x1.5-S]		
324	5DT-14-08	KGA08-08S [Body 08PN 1/2"PT -KC14Mx1.5P8 + Cutting Ring 8S + Cap Nut M14x1.5-S]		
325	5DT-12-06	KGA06-06S [Body 06PN 3/8"PT -KC12Mx1.5P6 + Cutting Ring 6S + Cap Nut M12x1.5-S]		
326	5DT-12-08	KGA08-06S [Body 08PN 1/2"PT -KC12Mx1.5P6 + Cutting Ring 6S + Cap Nut M12x1.5-S]		